

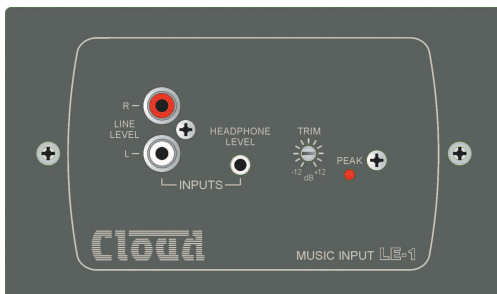
CDR-I General Description

The CDR-I is a remote control unit specifically designed for use with the DCM-I. CDR-I's may be fitted to standard electrical back boxes in whatever location is convenient in each zone. Any zone may have one CDR-I, more than one, or none at all. The DCM-I can support up to 100 CDR-I's. CDR-I's are interconnected with just one standard CAT-5 UTP cable; units may be daisy-chained at will and/or connected individually back to the DCM-I's four CDR ports using almost any wiring topology convenient for the installation.

The DCM-I's own PSU has the capacity to power up to 8 CDR-I's directly, via the CAT-5 connections. Systems requiring more than 8 CDR-I's will need additional power supplies, whose location and system connection will depend on the topology and cable lengths involved. Full details are provided with each CDR-I.

The CDR-I provides the user with local source selection and level control for the zone in which it is fitted. It additionally allows selection of any zone groups to which the zone has been assigned, which gives simple and complete control over audio in multiple areas which may be split or joined in different ways at different times.

Once enabled on the DCM-I and a local key code entered, zone EQ is also adjustable from the CDR-I, allowing audio optimisation from within the zone itself. An Installer Mode permits zone assignment and adjustment of other installation parameters.




LE-I/LE-1A General Description

The LE-I is an input connector plate which can be installed wherever required. Versions are available to fit standard UK, US or Australian dual-gang electrical back boxes. It allows connection of a stereo unbalanced line-level audio source, such as a portable music centre, laptop, radio mic receiver or similar; and connects to one of the DCM-I's Extension Ports with a single screened CAT-5 cable.

Multiple LE-I's may be "daisy-chained" together to provide input points at different locations in the same zone. Signals applied to plates wired in this way will be summed together. An internal gating circuit on each plate automatically "disconnects" any chained plates which are not in use, to minimise noise contribution.

The LE-I's inputs are electronically buffered to minimise noise and interference pickup, and input gain is locally adjustable with a preset control. Two types of input connector are provided for user convenience: dual phono sockets and a 3.5mm stereo jack socket; ± 12 dB of gain trim adjustment is available on the faceplate.

Once connected, any audio connected to an LE-I is treated as any other source and can be routed to any zone in the same manner.



US Version





US Version

ME-1/ME-1A General Description

The ME-1 input connector plate provides two balanced microphone inputs, and is useful in multi-purpose areas where mics are sometimes needed. The ME-1 has adjustable mic level and EQ per input, and connects to one of the DCM-1's four dedicated Mic Inputs with single screened CAT-5 cable. The ME-1's two inputs are mixed together at the plate, and the summed mic signal applied to the DCM-1.

Any of the DCM-1's mic inputs can be routed to any zone without restriction. Inputs on the ME-1 are via latching 3-pin female XLR connectors. 12v phantom power is available on either input if required (set via a jumper accessible from the rear plate).



US Version

BE-1/BE-1A General Description

The BE-1 is an input connector plate of similar type to the LE-1. It provides a stereo balanced line-level input, permitting professional audio equipment such as mixing consoles, DI boxes or broadcast equipment to be connected. Like the LE-1, it connects to one of the DCM-1's Extension Ports with a single screened CAT-5 cable.

BE-1s may be daisy-chained in the same way as LE-1s, and the two types of plate may be intermixed.

Two industry-standard latching 3-pin female XLR connectors are fitted. Once connected, any audio connected to the BE-1 is treated as any other source and can be routed to any zone in the same manner.