

CS-CSUB8 8" In-Ceiling Subwoofer



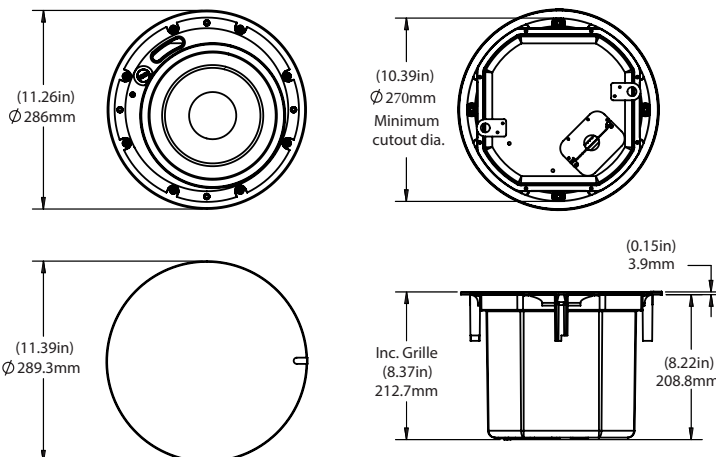
General Description

The Cloud CS-CSUB8 is an 8 inch in-ceiling subwoofer featuring deep bass and exceptional musical performance. Using premium drivers and electronics, the CS-CSUB8 offers excellent low frequency reinforcement. The 8.0 inch woofer incorporates a large magnet structure, a treated paper cone, and a butyl rubber surround for lasting, low distortion performance. The included 100W transformer provides plenty of power for even high SPL applications.

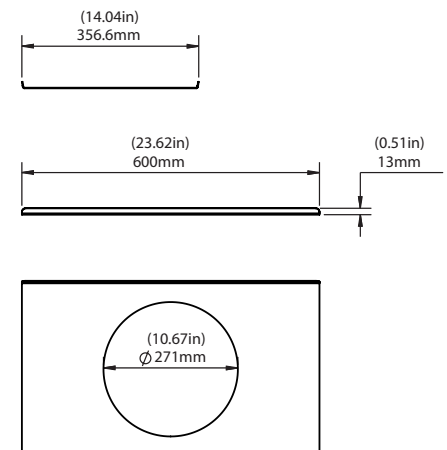
The CS-CSUB8 incorporates several innovative features that make it a truly remarkable speaker. The ZeroEdge™ grille is magnetically attached for easy installation, and features a completely seamless transition from grille to ceiling. The entire CS-C series of speakers uses the same diameter back can which simplifies installation, and inventory management with only one size hole to cut, one size grille to install, and one size tile bridge to bring to the job site.

- Magnetic ZeroEdge™ grille with removable badge
- Easy inventory management with a single tile bridge and common grilles for the whole CS-C series
- Only one hole size to cut for all models within the CS-C series
- Premium drivers and electronics for exceptional sound quality and intelligibility
- Integrated high power transformer with transformer bypass
- Integrated back can
- 4-pin Euroblock connectors for easy daisy-chaining and secure connections
- Available colours: black, white

Loudspeaker Dimensions



Tile Bridge Dimensions



Applications

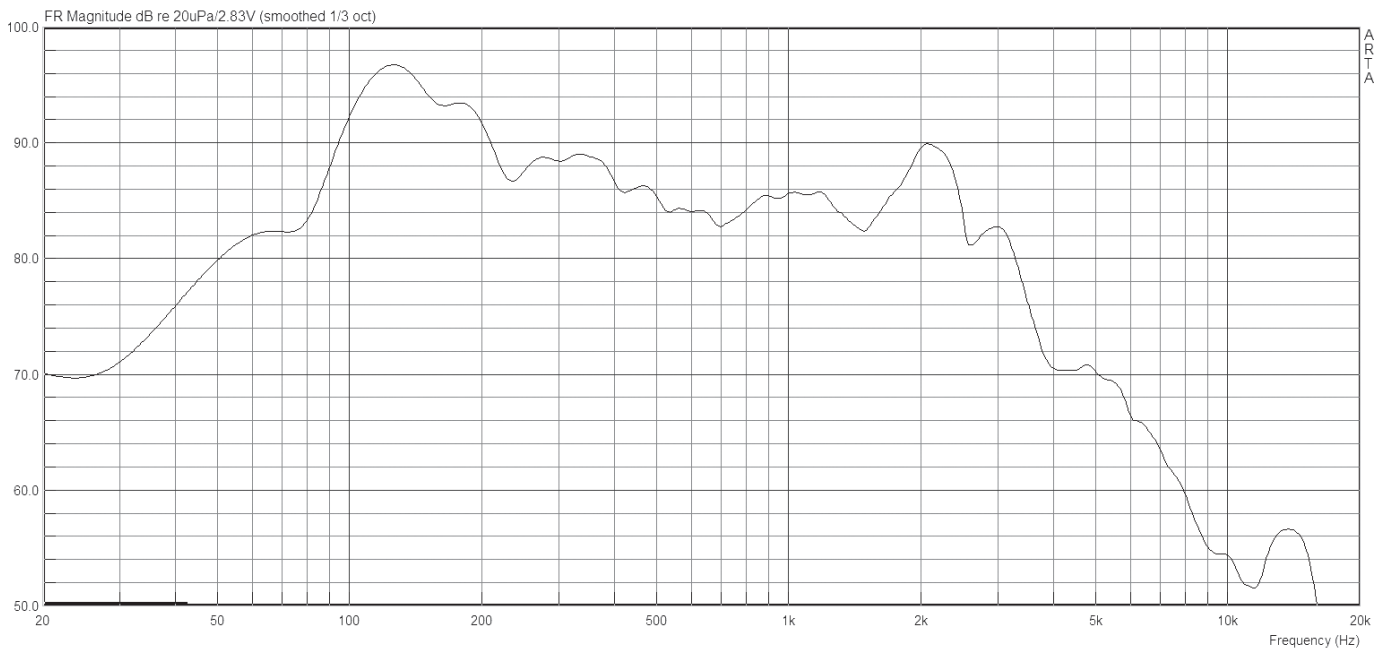
The CS-CSUB8 was developed as a versatile background music and mid-SPL low frequency reinforcement subwoofer. It offers superior acoustic performance, and premium design at an economic price point. It is ideally suited for use in restaurants, retail stores, airports, churches, board rooms, health care facilities, and hotels. The entire CS-C series shares the same acoustic signature, so installations with varying SPL requirements can seamlessly integrate multiple models from the line. The CS-CSUB8 is a premium subwoofer that offers high end performance and design at an affordable price point.

Tap Settings

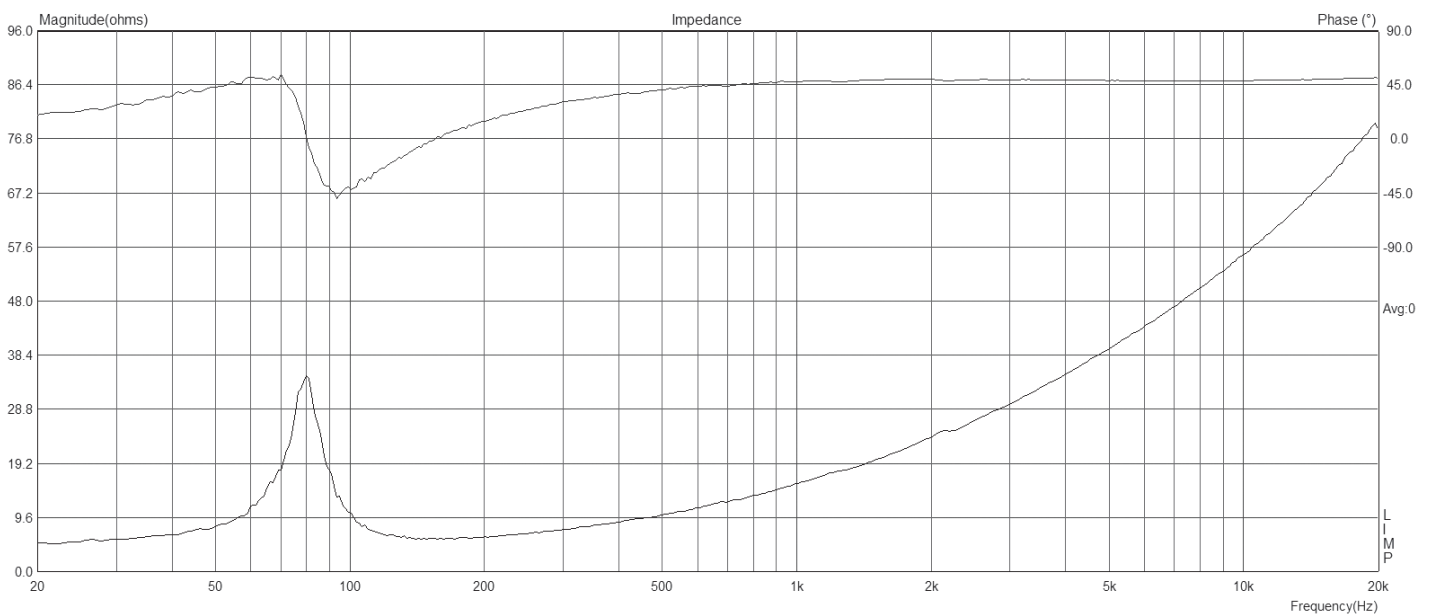
Tap	Tap Settings		
	100V	70V	25V
1	4 ohm		
2	X	100W	13W
3	100W	50W	7W
4	50W	25W	3W
5	25W	13W	1.5W
6	13W	6W	0.8W

Graphs

Frequency Response



Impedance



Technical Specifications

Description	8" in-ceiling sub, with magnetic grille and steel back can.
Response (f3)	74 Hz -200 Hz
Response (f10)	58 Hz -500 Hz
Crossover frequency	500 Hz, 1st order (6 dB/octave), passive
Impedance	4 ohm
Sensitivity (2.83 V/1 m)	90 dB
Sensitivity (1 W/1 m)	87 dB
Power handling	100 W
Maximum SPL	107 dB
Transformer taps	100, 50, 25, 13, 7 W
Tweeter	n/a
Woofer	8 inch treated paper with rubber surround
Input	4 pin Euroblock
Included accessories	Input cover plate (installed), male Euroblock
Optional accessories	Tile bridge
Available colours	Black (RAL9011), White (RAL9003)
Net weight/Gross weight	3.7 kg (8.16 lb) / 4.5 kg (9.2 lb)
Packaging	1 per box, cardboard inner packaging, single instruction sheet
Conformance	UL1480 / 2043 planned, RoHS, CE approved

Architect's and Engineer's Specification

The loudspeaker shall consist of one powder coated steel enclosure containing one transducer, a transformer, and acoustic damping material. It shall incorporate an integrated clamping system including 4 dog ears. It shall include one removable steel grille affixed to the baffle via integrated magnets. The grille shall include a removable logo tab.

The loudspeaker shall include one 203 mm (8.0 inch) low-frequency transducer in a ported enclosure. The low-frequency transducer shall have a treated paper cone material with a rubber surround.

The loudspeaker shall include a 100 watt transformer with taps at 100 W, 50 W, 25 W, 13 W and 7 W. Said taps shall be selected via an included tap switch located on the front baffle, under the magnetically removable grille. The transformer shall accept 25 V, 70.7 V, or 100 V. The tap switch shall also include a transformer bypass position, allowing for direction connection to the 4 ohm low impedance circuit.

Nominal performance specifications shall be as follows: The loudspeaker shall have a usable frequency range extending from 58 Hz - 500 Hz (-10 dB). The internal passive crossover shall be tuned to 500 Hz (6 dB/octave). The nominal impedance shall be 4 ohms, and the maximum continuous RMS power handling shall be at least 100 W according to the EIA-426-B standard. Sensitivity measured at 2.83 V / 1 m shall be 90 dB. The maximum output at 1 m shall be 107 dB.

Installation for the speaker shall be by 4 blind-mount constant-tension dog ear clips and shall attach to ceiling thicknesses ranging from 3.18 mm (0.125 inches) to 50.8 mm (2 inches). The external wiring shall be via 4-position 5.08 mm Euroblock connector, accepting up to 10 gauge wire. An optional tile bridge is available.

The maximum overall height shall be no more than 212.7 mm (8.37 inches) and the maximum diameter shall be no more than 289.3 mm (11.39 inches). The maximum visible dimensions shall be no more than 3.9 mm (0.15 inches) in height by 289.3 mm (11.39 inches) in diameter. The back can shall have a maximum diameter of 264.0 mm (10.39 inches), and shall fit within a cutout diameter of 266.7 mm (10.5 inches). The unit is factory preset to the 64 watt setting in the 100 volt operating mode, with a tap switch located on the front baffle.

The system shall be the Cloud CS-CSUB8 for both low- and high- impedance applications.